

POTTER COUNTY TREASURER

2020 FOURTH QUARTER INVESTMENT REPORT



Commissioners' Court
October 26, 2020
Potter County Treasurer
Leann Jennings

County of Potter

STATE OF TEXAS

TREASURER'S OFFICE
900 S. POLK, SUITE 401
AMARILLO, TEXAS 79101-3412



PHONE: (806) 349-4834
FAX: (806) 349-4845
leannjennings@co.potter.tx.us

LEANN JENNINGS
COUNTY TREASURER

OCTOBER, 2020

The Honorable Commissioners' Court
Potter County
Amarillo, Texas 79101

The Pubic Funds Investment Act requires that not less than quarterly under Section 2256.023, that the investment officer will prepare and submit to the Commissioners' Court a written report of investment transactions for all funds for the preceding reporting period within a reasonable time after the end of the period. This section also requires that the report reflect the following:

- A) The investment position of Potter County on the date of the report.
- B) A summary statement of each pooled fund group that states the:
 - a. Beginning market value for the reporting period;
 - b. Additions and changes to the market value during the period;
 - c. Ending market value for the period; and
 - d. Fully accrued interest for the period.
- C) State the book value and market value of each separately invested asset at the beginning and end of the reporting by the type of asset and fund type invested.
- D) State the maturity date of each separately invested asset that has a maturity date.
- E) State the account or fund or pooled group fund in the county for which each individual investment was acquired.
- F) And, state the compliance of the investment portfolio of the county as it relates to:
 - a. The investment strategy expressed in the county's investment policy;
 - b. Relevant provisions of this chapter.


This report will reflect the investment position of Potter County from July 1, 2020 through September 30, 2020.

The investment strategy for all funds for the fourth quarter of our 2020 fiscal year was that of the investment pool in TexPool, TexPool Prime, Texas Class, Financial Northeaster Companies and Amarillo National Bank.

NOTE:

TexPool and Texas Class investments do not have a stated maturity, funds are available daily. Please see the monthly reports enclosed for ownership and changes in book and market value and their monthly information.

Respectfully,




Leann Jennings
Potter County Treasurer/Investment Officer

Potter County 2020 Investment Committee:



Commissioner H.R. Kelly, Precinct 1



Kerry Hood, County Auditor

Jackson Latimer, Assistant County Attorney

POTTER COUNTY DEPOSITORY ACCOUNTS - INTEREST PAID

ACCOUNT:	FOURTH QUARTER 2020		JULY		AUGUST		SEPTEMBER	
	ENDING BALANCE	INTEREST EARNED	ENDING BALANCE	INTEREST EARNED	ENDING BALANCE	INTEREST EARNED	ENDING BALANCE	INTEREST EARNED
1) JUVENILE FUND	33,127.22	7.32	33,160.64	6.48	33,188.10	5.46	33,188.10	5.46
2) JUVENILE PROBATION STATE FUND	159,886.60	35.31	144,766.26	28.28	44,452.66	7.32	44,452.66	7.32
3) JUVENILE IV-E FUND	192,804.19	42.58	205,988.88	40.24	208,080.60	34.20	208,080.60	34.20
4) JUVENILE PROBATION	657,640.01	145.22	384,801.87	75.17	313,744.10	49.00	313,744.10	49.00
*5) DISBURSEMENT ACCOUNT	753,149.25	166.31	522,161.43	102.00	607,861.09	99.92	607,861.09	99.92
6) INSURANCE ACCOUNT	2,661,895.46	587.80	2,826,972.48	552.22	2,915,587.40	479.27	2,915,587.40	479.27
*7) CO. ATTY HOT CHECK FUND	53,363.94	11.78	52,611.93	10.28	52,115.05	8.57	52,115.05	8.57
*8) DIST. ATTY HOT CHECK FUND	116,693.16	25.77	116,625.78	22.78	116,618.76	19.17	116,618.76	19.17
9) DIST. ATTY FORFEITURE RELEASE	60,780.46	13.42	60,793.83	11.88	71,554.36	11.76	71,554.36	11.76
10) GENERAL OPERATING FUND	9,648,902.46	4,004.05	6,413,405.75	1,986.96	12,729,485.33	2,838.87	12,729,485.33	2,838.87
11) CO. CLK RECORDS MGMT&PRESERVATION	407,439.92	89.97	409,332.65	79.96	415,517.46	68.30	415,517.46	68.30
12) ELECTION FUND	241,771.01	53.39	227,447.72	44.43	220,342.93	36.22	220,342.93	36.22
13) VOTER REGISTRATION FUND	12,448.47	2.75	10,264.03	2.00	10,266.02	1.69	10,266.02	1.69
14) INTEREST & SINKING ACCOUNT	4,884,150.67	1,078.52	4,098,284.83	800.56	4,131,235.68	679.10	4,131,235.68	679.10
15) DETENTION CTR. COMMISSARY ACCOUNT	325,176.51	71.81	380,454.58	74.32	242,905.30	37.93	242,905.30	37.93
*16) TAX OFC STATE & COUNTY TAXES	181,621.08	40.11	196,999.87	38.48	218,508.87	35.92	218,508.87	35.92
*17) TAX OFC CREDIT CARD ACCOUNT	480,080.54	106.01	534,240.36	104.36	236,476.84	38.87	236,476.84	38.87
*18) TAX OFC HIGHWAY FUNDS	810,285.21	178.93	609,317.13	119.02	647,834.42	106.49	647,834.42	106.49
*19) TAX OFC VEH. INVENTORY TAX ESCROW	436,067.07	96.29	518,238.77	101.23	602,604.17	99.06	602,604.17	99.06
20) LOCAL LAW ENFORCEMENT BLOCK GRANT	57,893.34	12.78	55,708.28	10.88	55,719.11	9.16	55,719.11	9.16
21) TAX OFFICE IRP ACCOUNT	25,062.73	5.53	1,740.13	0.34	8,417.04	1.38	8,417.04	1.38
22) CAD#1	2,869,819.34	633.71	2,712,252.57	529.81	2,660,961.22	437.42	2,660,961.22	437.42
23) CSCD JUDICIAL FUND	696,665.98	153.84	523,597.01	102.28	731,462.72	120.24	731,462.72	120.24
24) CSCD ACCOUNT	79,290.95	17.51	101,317.88	19.79	96,335.30	15.84	96,335.30	15.84
25) CAPITAL PROJECTS 2003	3,000,709.10	662.62	2,986,446.85	583.38	2,975,432.72	489.11	2,975,432.72	489.11
26) SO FEDERAL FORFEITURE	136,050.50	30.04	166,243.61	32.47	166,098.90	27.30	166,098.90	27.30
27) DISTRICT CLERK RMPF	226,577.24	50.03	229,403.41	44.81	231,754.45	38.10	231,754.45	38.10
28) TAX OFFICE ESCROW	267,180.04	59.00	309,114.25	60.38	348,891.03	57.35	348,891.03	57.35
29) DA SEIZURE FUND	128,285.64	28.33	158,867.07	31.03	68,389.79	11.24	68,389.79	11.24
30) CA FEDERAL FORFEITURE FUND	54,459.60	12.03	47,551.64	9.29	39,245.98	6.45	39,245.98	6.45
31) TAX PAYER ACH	79.64	0.02	152.62	0.03	97.49	0.02	97.49	0.02
32) RETAINAGE FUND	0.00	0.00	0.00	0.00	0.00	0.00	0.00	0.00
33) DISTRICT COURT CONSTRUCTION	613,864.40	83.42	526,333.74	102.81	499,592.53	82.12	499,592.53	82.12
TOTAL	29,659,357.33	8,422.78	29,659,357.33	5,727.95	31,700,777.42	5,952.85	31,700,777.42	5,952.85

* interest fees transferred into Depository Funds at the end of each month

JULY INT. RATE: .026% General Acct.: .49% SEPTEMBER INT. RATE: .20% General Acct.: .27%

AUG. INT. RATE: .23% General Acct.: .37%

CS

DEPOSITORY INTEREST ACCOUNT DESCRIPTIONS

- 1) **Juvenile Fund** - \$5.00 Court Fee, run through Agency
- 2) **Juvenile Probation State Fund** - State grant money received monthly
- 3) **Juvenile IV-E Fund** - Federal grant money, reimbursements of claims submitted
- 4) **Juvenile Probation** - County funding (county contribution), quarterly
- 5) **Disbursement Account** - Wash account for all checks paid through the county, at the end of the month this should equal zero. Interest is transferred to the General Fund

- 6) **Insurance Account** - insurance payroll deductions, Potter-Randall Appraisal District, claim reimbursements

- 7) **County Attorney Hot Check Fund** - Agency Fund accounts for collection fees on "insufficient funds" checks in a capacity of agent for the County Attorney. Interest is transferred to the General Fund

- 8) **District Attorney Hot Check Fund** - Agency Fund accounts for collection fees on "insufficient funds" checks in a capacity of agent for the District Attorney. Interest is transferred to the General Fund

- 9) **District Attorney Forfeiture Release** - Agency Fund accounts for the holding of seized funds from District Court cases prior to the case being closed and the funds released

- 10) **General Operating Fund** - Account for the revenues and expenditures necessary to carry out basic governmental activities. Revenues are recorded by source, i.e., taxes, licenses, fines, fees, etc. Expenditures are recorded first by function and then by department, expenditures are made primarily for current day-to-day operating expenses and operating equipment

- 11) **County Clerk Records Management & Preservation** - accounts for revenues derived from the records management and preservation fees collected by the County Clerk on all recorded documents. The revenues are to be used for specific records preservation and automation projects by and for the County Clerk's Office

- 12) **Election Fund** - accounts for revenues from local political parties. The revenues are to be used to pay only those expenses related to elections

- 13) **Voter Registration Fund** - accounts for the allocation from the State of Texas. The revenues are to be used to pay only those expenses related to voter registration

- 14) **Interest & Sinking Account** - accounts for the accumulation of resources for and the payment of general long-term debt principal and interest

- 15) **Detention Ctr. Commissary Account** - accounts for proceeds from sale of commissary items at detention center

- 16) **Tax Ofc State & County Taxes** - Collection of taxes, court costs, misc. fees, beer & wine, liquor, tax certificates, trustee sale, excess proceeds, escrow taxes, attorney fees. Payment is disbursed to entities either daily or monthly. Interest is transferred to the General Fund

- 17) **Tax Ofc Credit Card Account** - Highway Department and Tax side of credit card collections. Holding account for Tax acct # 772968 and Highway acct # 772976. Collect: Tax and 3% surcharge. Disburse funds to each account after verification with bank statement. Interest is transferred to General Account

- 18) **Tax Ofc Highway Funds** - (New account opened 6/04) Collection of motor vehicles fees, i.e., registration, title fees, sales tax, county Road & Bridge fees, state Road & Bridge fees, Road & Bridge retainage, etc., collected for the state. Interest is transferred to General Account

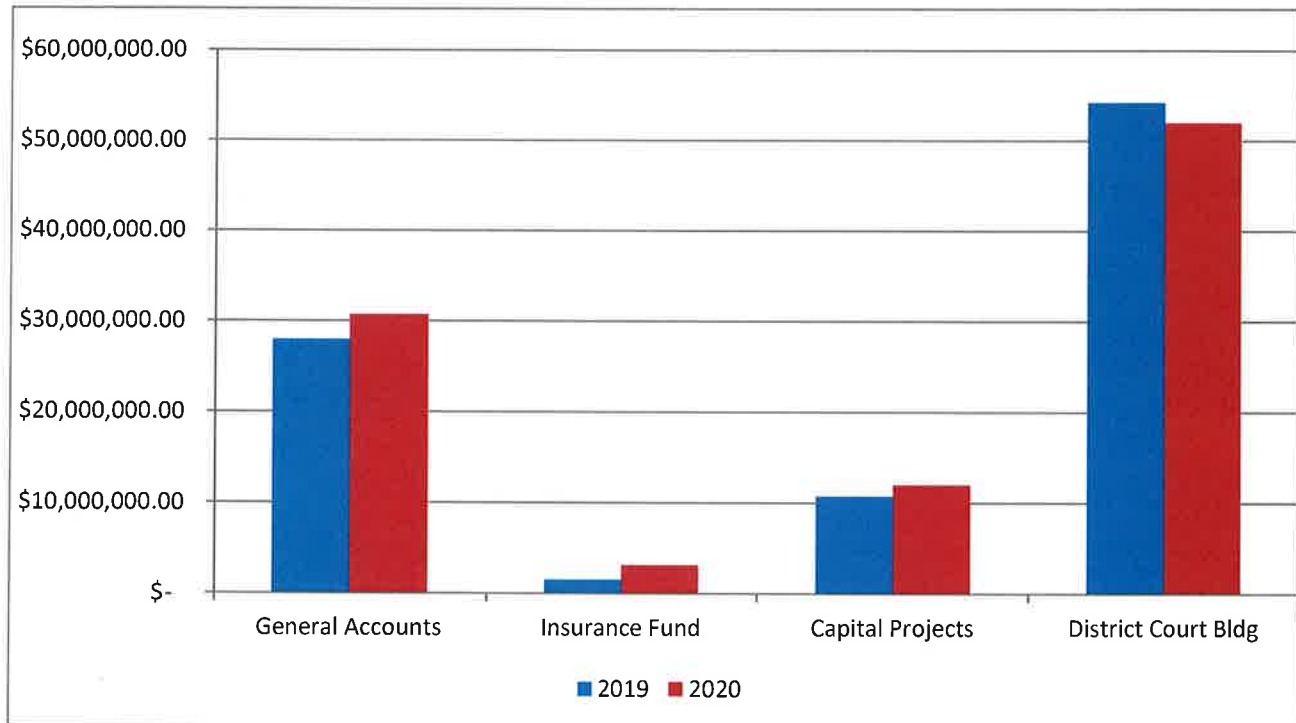
- 19) **Tax Ofc Veh Inventory Tax Escrow** - State fees collected through dealerships for Inventory Tax, monies collected is deposited to TexPool monthly. Interest remains in account and transferred to TexPool annually
- 20) **Local Law Enforcement Block Grant** - accounts for the grant monies received from the Bureau of Justice Assistance. These monies are to be used to underwrite projects to reduce crime and improve public safety
- 21) **Tax Ofc IRP Account** holding account for monies collected from the Texas Department of Transportation from other state registration offices for proportioned tax on semi-tractors to be disbursed as payments are received from State Comptroller's office
- 22) **CAD#1** - accounts for sales tax revenues and interest earned for the County Assistance District #1. A 2% sales tax rate was approved by voters on 11-7-17. Funds can be used as authorized by Chapter 387 of the Local Government Code.
- 23) **CSCD Judicial Fund** - accounts for monies received from probation fees and state funding. CSCD disbursement account. Interest remains in this account
- 24) **CSCD Account** - wash account for all court costs, fines and restitutions. Interest from account is transferred to the Judicial Account
- 25) **Capital Projects 2003 Fund** - accounts for the proceeds from certificates of obligation issued for constructing, renovating and improving county owned buildings, the purchase of land and right-of-way for authorized needs and purposes, and professional services relating to such projects
- 26) **SO Federal Forfeiture Fund** - accounts for Federal assets seized with a percentage given to the county, governed by the Department of Treasury
- 27) **District Clerk Records Management & Preservation Fund** - accounts for revenues derived from the records management and preservation fees collected by the District Clerk on all recorded documents
- 28) **Tax Office Property Tax Escrow** - prepayment of future taxes
- 29) **District Attorney Seizure Funds** - accounts for the holding of seized funds from cases prior to the case being closed and funds released
- 30) **CA Federal Forfeiture Fund** - seized funds that have been released to the County Attorney through a judgement in Court. Proceeds are to be used solely for the official purposes of that office after a budget for the expenditure of the proceeds has been submitted to the commissioners' court
- 31) **Potter County Tax Payer ACH Fund** - tax payers' wire transfer payments
- 32) **Retainage Fund** - Monies held until job completed
- 33) **District Court Construction Fund** - accounts for county funds and the proceeds from certificates of obligation issued during construction and professional services relating to such project



Potter County
 TexPool Investment Accounts
 for Fourth Quarter 2020



INVESTMENT COMPARISON OF SEPT. 30, 2019 TO SEPT. 30, 2020			
Texas Local Government Investment Pool TexPool		Balance as of Sept 30, 2019	Balance as of Sept 30, 2020
TexPool, TexPool Prime, Texas Class, Amarillo National Bank	General Accounts	\$ 27,986,826.30	\$ 30,717,548.69
TexPool, ANB, Texas Class	Insurance Fund	\$ 1,539,023.71	\$ 3,215,347.88
Texas Class, ANB, TexPool	Capital Projects	\$ 10,793,405.74	\$ 12,054,551.02
Texas Class	District Court Bldg	\$ 54,287,751.01	\$ 52,031,961.66





Monthly Newsletter: October 2020

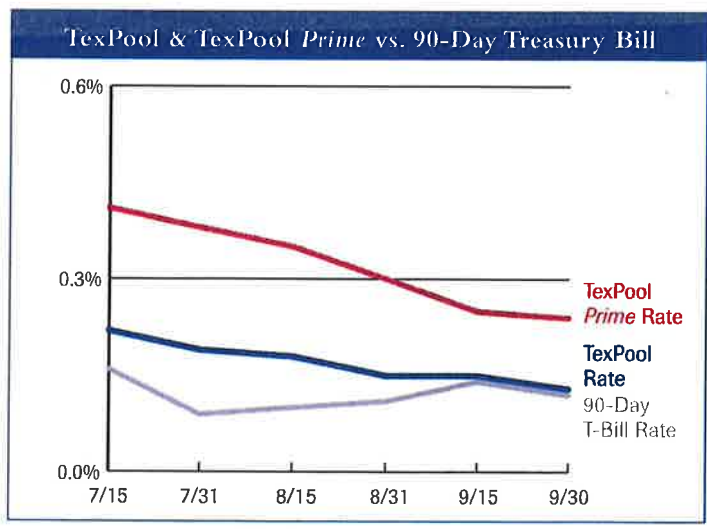
Performance as of September 30, 2020

	TexPool	TexPool Prime
Current Invested Balance	\$22,880,991,421.60	\$8,050,365,166.84
Weighted Average Maturity**	38	49
Weighted Average Life**	108	55
Net Asset Value	1.00032	1.00020
Total Number of Participants	2627	428
Management Fee on Invested Balance	0.0450%	0.0550%
Interest Distributed	\$2,818,847.85	\$1,675,279.20
Management Fee Collected	\$727,392.54	\$319,754.69
Standard & Poor's Current Rating	AAAm	AAAm
Month Averages		
Average Invested Balance	\$23,278,296,583.66	\$7,786,820,030.79
Average Monthly Rate*	0.15%	0.26%
Average Weighted Average Maturity**	38	53
Average Weighted Average Life**	111	56

*This average monthly rate for TexPool Prime for each date may reflect a waiver of some portion or all of each of the management fees.

**See page 2 for definitions.

Past performance is no guarantee of future results.



90-Day Treasury Bill is a short-term debt instrument backed by the national government. These are used to collect immediate cash to meet outstanding obligations.

Any private investor can invest in a Treasury bill. The 90-Day Treasury Bill is a weighted average rate of the weekly auctions of 90-Day Treasury Bills.

Past performance is no guarantee of future results.

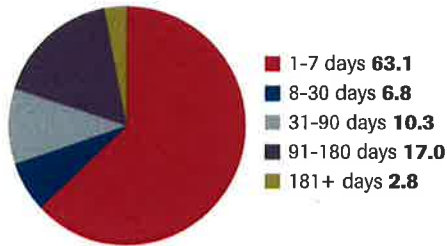
Fourth Quarter 2020
Potter County

TexPool Investment Accounts

TEXPOOL SUMMARY		JULY THROUGH SEPTEMBER 30, 2020										Portfolio Value			
Texas Local Government Investment Pool	Month	Beginning Balance	Total Deposits	Total Withdrawals	Month To Date Interest	Year To Date Interest	Ending Balance	Market Value July thru Sept, 2020	Share Price July 1 thru Sept. 30, 2020	Shares Owned July 1 thru Sept. 30, 2020	Market Value July thru Sept. 30, 2020				
	General Account	JULY	\$ 421,858.35	\$ -	\$ -	\$ 74.59	\$ 1,862.18	\$ 421,932.94	\$ 421,858.35	\$ 1.00	421,932.940	\$ 421,932.94			
AUG		\$ 421,932.94	\$ -	\$ -	\$ 63.37	\$ 1,925.55	\$ 421,996.31	\$ 421,932.94	\$ 1.00	421,996.310	\$ 421,996.31				
SEPT		\$ 421,996.31	\$ -	\$ -	\$ 51.07	\$ 1,976.62	\$ 422,047.38	\$ 421,996.31	\$ 1.00	422,047.380	\$ 422,047.38				
Capital Projects 2003	JULY	\$ 3,774,507.30	\$ -	\$ -	\$ 667.23	\$ 16,661.45	\$ 3,775,174.53	\$ 3,774,507.30	\$ 1.00	3,775,174.530	\$ 3,775,174.53				
	AUG	\$ 3,775,174.53	\$ -	\$ -	\$ 566.98	\$ 17,228.43	\$ 3,775,741.51	\$ 3,775,174.53	\$ 1.00	3,775,741.510	\$ 3,775,741.51				
	SEPT	\$ 3,775,741.51	\$ -	\$ -	\$ 457.30	\$ 17,685.73	\$ 3,776,198.81	\$ 3,775,741.51	\$ 1.00	3,776,198.810	\$ 3,776,198.81				
Insurance Fund	JULY	\$ 32,546.42	\$ -	\$ -	\$ 5.75	\$ 143.76	\$ 32,552.17	\$ 32,546.42	\$ 1.00	32,552.170	\$ 32,552.17				
	AUG	\$ 32,552.17	\$ -	\$ -	\$ 4.86	\$ 148.62	\$ 32,557.03	\$ 32,552.17	\$ 1.00	32,557.030	\$ 32,557.03				
	SEPT	\$ 32,557.03	\$ -	\$ -	\$ 3.91	\$ 152.53	\$ 32,560.94	\$ 32,557.03	\$ 1.00	32,560.940	\$ 32,560.94				

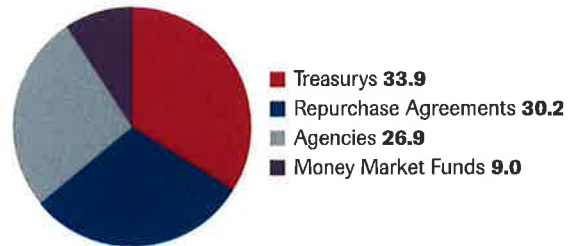
Portfolio by Maturity (%)

As of September 30, 2020



Portfolio by Type of Investment (%)

As of September 30, 2020



Portfolio Asset Summary as of September 30, 2020

	Book Value	Market Value
Uninvested Balance	\$476,527.19	\$476,527.19
Receivable for Investments Sold	0.00	0.00
Accrual of Interest Income	11,610,051.99	11,610,051.99
Interest and Management Fees Payable	-2,819,016.31	-2,819,016.31
Payable for Investments Purchased	-424,868,069.14	-424,868,069.14
Accrued Expenses & Taxes	-24,068.99	-24,068.99
Repurchase Agreements	7,027,660,093.00	7,027,660,093.00
Mutual Fund Investments	2,111,074,000.00	2,111,074,000.00
Government Securities	6,217,544,949.74	6,221,572,176.46
U.S. Treasury Inflation Protected Securities	1,183,190,067.42	1,183,865,931.16
U.S. Treasury Bills	5,631,065,244.12	5,631,424,708.36
U.S. Treasury Notes	1,126,081,642.58	1,128,068,171.54
Total	\$22,880,991,421.60	\$22,888,040,505.25

Market value of collateral supporting the Repurchase Agreements is at least 102% of the Book Value. The portfolio is managed by Federated Investment Counseling and the assets are safe kept in a separate custodial account at State Street Bank in the name of TexPool. The only source of payment to the Participants is the assets of TexPool. There is no secondary source of payment for the pool such as insurance or State guarantee. Should you require a copy of the portfolio, please contact TexPool Participant Services.

Participant Summary

	Number of Participants	Balance
School District	598	\$6,141,415,259.25
Higher Education	59	\$1,299,256,842.16
Healthcare	90	\$1,259,345,391.84
Utility District	834	\$2,927,838,224.27
City	481	\$6,444,150,332.26
County	190	\$2,411,058,390.42
Other	375	\$2,397,608,146.78

**Definition of Weighted Average Maturity and Weighted Average Life

WAM is the mean average of the periods of time remaining until the securities held in TexPool (a) are scheduled to be repaid, (b) would be repaid upon a demand by TexPool, or (c) are scheduled to have their interest rate readjusted to reflect current market rates. Securities with adjustable rates payable upon demand are treated as maturing on the earlier of the two dates set forth in (b) and (c) if their scheduled maturity is 397 days or less; and the later of the two dates set forth in (b) and (c) if their scheduled maturity is more than 397 days. The mean is weighted based on the percentage of the amortized cost of the portfolio invested in each period.

WAL is calculated in the same manner as WAM, but is based solely on the periods of time remaining until the securities held in TexPool (a) are scheduled to be repaid or (b) would be repaid upon a demand by TexPool, without reference to when interest rates of securities within TexPool are scheduled to be readjusted.



Daily Summary						
Date	Money Mkt. Fund Equiv. (SEC Std.)	Dividend Factor	TexPool Invested Balance	NAV	WAM Days	WAL Days
7/1	0.2166%	0.000005933	\$26,718,307,976.99	1.00029	32	105
7/2	0.2217%	0.000006073	\$26,482,383,200.61	1.00027	33	107
7/3	0.2217%	0.000006073	\$26,482,383,200.61	1.00027	33	107
7/4	0.2217%	0.000006073	\$26,482,383,200.61	1.00027	33	107
7/5	0.2217%	0.000006073	\$26,482,383,200.61	1.00027	33	107
7/6	0.2238%	0.000006131	\$26,458,088,740.75	1.00027	31	103
7/7	0.2149%	0.000005888	\$26,566,956,043.52	1.00027	30	102
7/8	0.2128%	0.000005830	\$26,510,544,113.33	1.00028	30	102
7/9	0.2144%	0.000005875	\$26,366,283,857.46	1.00028	30	102
7/10	0.2133%	0.000005845	\$26,407,120,746.42	1.00027	30	101
7/11	0.2133%	0.000005845	\$26,407,120,746.42	1.00027	30	101
7/12	0.2133%	0.000005845	\$26,407,120,746.42	1.00027	30	101
7/13	0.2149%	0.000005887	\$26,295,031,703.04	1.00027	28	99
7/14	0.2139%	0.000005861	\$26,070,944,735.95	1.00027	28	99
7/15	0.2224%	0.000006093	\$26,211,819,781.60	1.00027	27	98
7/16	0.2087%	0.000005718	\$26,185,043,639.97	1.00027	29	99
7/17	0.2065%	0.000005657	\$26,123,776,344.17	1.00027	30	99
7/18	0.2065%	0.000005657	\$26,123,776,344.17	1.00027	30	99
7/19	0.2065%	0.000005657	\$26,123,776,344.17	1.00027	30	99
7/20	0.2083%	0.000005707	\$26,156,346,000.74	1.00027	28	96
7/21	0.2019%	0.000005531	\$26,339,257,856.32	1.00027	27	95
7/22	0.1990%	0.000005453	\$26,243,569,865.62	1.00026	28	97
7/23	0.1970%	0.000005398	\$26,379,987,975.73	1.00025	28	97
7/24	0.1922%	0.000005265	\$26,627,568,830.26	1.00025	30	97
7/25	0.1922%	0.000005265	\$26,627,568,830.26	1.00025	30	97
7/26	0.1922%	0.000005265	\$26,627,568,830.26	1.00025	30	97
7/27	0.1956%	0.000005360	\$26,630,882,435.31	1.00025	27	95
7/28	0.1944%	0.000005325	\$26,516,756,030.16	1.00025	28	95
7/29	0.1921%	0.000005264	\$26,396,453,795.98	1.00024	28	96
7/30	0.2118%	0.000005804	\$26,184,048,912.94	1.00025	28	98
7/31	0.1874%	0.000005133	\$26,239,704,598.53	1.00025	28	98
Average:	0.2082%	0.000005703	\$26,383,063,181.58	1.00026	30	100



Daily Summary

Date	Money Mkt. Fund Equiv. (SEC Std.)	Dividend Factor	TexPool Invested Balance	NAV	WAM Days	WAL Days
8/1	0.1874%	0.000005133	\$26,239,704,598.53	1.00025	28	98
8/2	0.1874%	0.000005133	\$26,239,704,598.53	1.00025	28	98
8/3	0.1872%	0.000005128	\$26,179,649,187.14	1.00025	26	96
8/4	0.1847%	0.000005061	\$26,233,554,273.68	1.00024	26	95
8/5	0.1800%	0.000004931	\$26,212,424,045.11	1.00024	26	94
8/6	0.1806%	0.000004948	\$26,180,479,902.10	1.00024	26	94
8/7	0.1815%	0.000004972	\$26,062,132,222.01	1.00029	27	95
8/8	0.1815%	0.000004972	\$26,062,132,222.01	1.00029	27	95
8/9	0.1815%	0.000004972	\$26,062,132,222.01	1.00029	27	95
8/10	0.1828%	0.000005008	\$25,680,504,277.90	1.00030	25	93
8/11	0.1775%	0.000004863	\$25,526,170,928.27	1.00030	25	93
8/12	0.1918%	0.000005256	\$25,369,656,779.50	1.00029	25	94
8/13	0.1814%	0.000004970	\$24,970,468,614.62	1.00029	25	95
8/14	0.1818%	0.000004982	\$24,650,539,737.36	1.00029	27	96
8/15	0.1818%	0.000004982	\$24,650,539,737.36	1.00029	27	96
8/16	0.1818%	0.000004982	\$24,650,539,737.36	1.00029	27	96
8/17	0.1824%	0.000004998	\$24,720,477,364.04	1.00029	25	94
8/18	0.1825%	0.000004999	\$24,858,040,955.39	1.00029	25	93
8/19	0.1811%	0.000004961	\$24,756,423,450.40	1.00028	25	94
8/20	0.1747%	0.000004787	\$24,619,927,918.02	1.00028	26	96
8/21	0.1713%	0.000004694	\$24,477,030,833.12	1.00027	27	98
8/22	0.1713%	0.000004694	\$24,477,030,833.12	1.00027	27	98
8/23	0.1713%	0.000004694	\$24,477,030,833.12	1.00027	27	98
8/24	0.1740%	0.000004768	\$24,392,580,781.32	1.00027	29	99
8/25	0.1752%	0.000004800	\$24,772,002,593.60	1.00026	29	97
8/26	0.1726%	0.000004728	\$24,635,305,716.48	1.00027	29	102
8/27	0.1607%	0.000004402	\$24,473,294,464.92	1.00027	30	105
8/28	0.1602%	0.000004390	\$24,398,493,824.26	1.00026	31	106
8/29	0.1602%	0.000004390	\$24,398,493,824.26	1.00026	31	106
8/30	0.1602%	0.000004390	\$24,398,493,824.26	1.00026	31	106
8/31	0.1531%	0.000004195	\$24,286,918,022.56	1.00025	32	106
Average:	0.1768%	0.000004845	\$25,132,641,236.21	1.00027	27	97



Daily Summary

Date	Money Mkt. Fund Equiv. (SEC Std.)	Dividend Factor	TexPool Invested Balance	NAV	WAM Days	WAL Days
9/1	0.1554%	0.000004258	\$23,948,407,092.03	1.00026	34	107
9/2	0.1561%	0.000004276	\$23,866,832,720.82	1.00026	35	107
9/3	0.1521%	0.000004167	\$23,759,610,818.12	1.00026	36	110
9/4	0.1621%	0.000004442	\$23,647,567,748.37	1.00029	37	112
9/5	0.1621%	0.000004442	\$23,647,567,748.37	1.00029	37	112
9/6	0.1621%	0.000004442	\$23,647,567,748.37	1.00029	37	112
9/7	0.1621%	0.000004442	\$23,647,567,748.37	1.00029	37	112
9/8	0.1569%	0.000004299	\$23,570,876,762.92	1.00028	36	110
9/9	0.1575%	0.000004315	\$23,402,503,674.66	1.00029	37	111
9/10	0.1491%	0.000004085	\$23,514,644,765.88	1.00028	37	111
9/11	0.1453%	0.000003980	\$23,467,691,165.67	1.00028	38	111
9/12	0.1453%	0.000003980	\$23,467,691,165.67	1.00028	38	111
9/13	0.1453%	0.000003980	\$23,467,691,165.67	1.00028	38	111
9/14	0.1483%	0.000004063	\$23,442,662,167.22	1.00028	36	109
9/15	0.1473%	0.000004035	\$23,335,898,070.04	1.00028	37	110
9/16	0.1489%	0.000004079	\$23,259,628,548.05	1.00028	39	110
9/17	0.1492%	0.000004087	\$23,116,304,990.61	1.00029	39	112
9/18	0.1503%	0.000004117	\$22,866,144,998.83	1.00029	41	114
9/19	0.1503%	0.000004117	\$22,866,144,998.83	1.00029	41	114
9/20	0.1503%	0.000004117	\$22,866,144,998.83	1.00029	41	114
9/21	0.1448%	0.000003967	\$22,812,362,240.55	1.00030	39	112
9/22	0.1386%	0.000003797	\$22,763,815,414.82	1.00029	39	112
9/23	0.1333%	0.000003652	\$22,703,474,052.94	1.00029	39	112
9/24	0.1320%	0.000003617	\$22,596,054,144.01	1.00030	39	112
9/25	0.1351%	0.000003701	\$23,269,736,831.76	1.00028	39	109
9/26	0.1351%	0.000003701	\$23,269,736,831.76	1.00028	39	109
9/27	0.1351%	0.000003701	\$23,269,736,831.76	1.00028	39	109
9/28	0.1416%	0.000003880	\$23,026,691,854.65	1.00028	37	107
9/29	0.1361%	0.000003728	\$22,947,148,788.65	1.00033	38	108
9/30	0.1333%	0.000003651	\$22,880,991,421.60	1.00032	38	108
Average:	0.1474%	0.000004037	\$23,278,296,583.66	1.00029	38	111



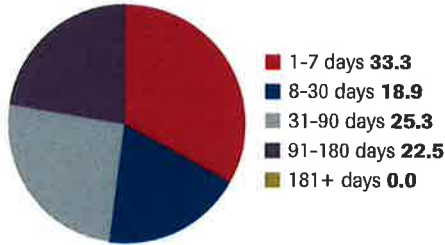
Fourth Quarter 2020
Potter County

TexPool Prime Investment Accounts

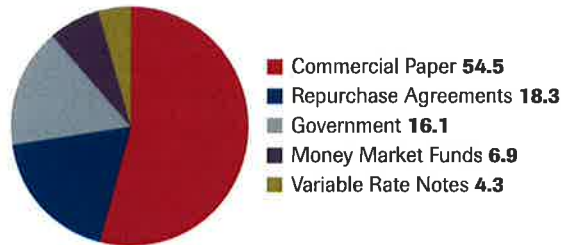
TEXPOOL PRIME SUMMARY		JULY 1 THROUGH SEPTEMBER 30, 2020										Portfolio Value			
		Month	Beginning Balance	Total Deposits	Total Withdrawals	Month To Date Interest	Year To Date Interest	Ending Balance	Market Value July thru Sept 30, 2020	Share Price July 1, thru Sept. 30, 2020	Shares Owned July 1 thru Sept 30, 2020	Market Value July 1 thru Sept 30, 2020			
Texas Local Government Investment Pool	JULY	\$ 19,370,902.15	\$ -	\$ -	\$ 6,876.23	\$ 108,060.97	\$ 19,377,778.38	\$ 19,370,902.15	\$ 1.00	19,377,778.380	\$ 19,377,778.38				
	AUG	\$ 19,377,778.38	\$ -	\$ -	\$ 5,602.61	\$ 113,663.58	\$ 19,383,380.99	\$ 19,377,778.38	\$ 1.00	19,383,380.990	\$ 19,383,380.99				
	SEPT	\$ 19,383,380.99	\$ -	\$ 10,000,000.00	\$ 2,020.17	\$ 115,683.75	\$ 9,385,401.16	\$ 19,383,380.99	\$ 1.00	9,385,401.160	\$ 9,385,401.16				
General Account															

TEXPOOL Prime

Portfolio by Maturity (%)
As of September 30, 2020



Portfolio by Type of Investment (%)
As of September 30, 2020



Portfolio Asset Summary as of September 30, 2020

	Book Value	Market Value
Uninvested Balance	\$647.67	\$647.67
Receivable for Investments Sold	0.00	0.00
Accrual of Interest Income	179,953.87	179,953.87
Interest and Management Fees Payable	-1,675,284.12	-1,675,284.12
Payable for Investments Purchased	-149,959,652.66	-149,959,652.66
Accrued Expenses & Taxes	-11,059.43	-11,059.43
Repurchase Agreements	1,499,340,000.00	1,499,340,000.00
Commercial Paper	4,466,821,221.37	4,468,344,698.05
Bank Instruments	0.00	0.00
Mutual Fund Investments	562,126,501.35	562,052,003.75
Government Securities	1,323,542,838.79	1,323,590,432.09
Variable Rate Notes	350,000,000.00	350,073,650.00
Total	\$8,050,365,166.84	\$8,051,935,389.22

Market value of collateral supporting the Repurchase Agreements is at least 102% of the Book Value. The portfolio is managed by Federated Investment Counseling and the assets are safe kept in a separate custodial account at State Street Bank in the name of TexPool Prime. The assets of TexPool Prime are the only source of payments to the Participants. There is no secondary source of payment for the pool such as insurance or State guarantee. Should you require a copy of the portfolio, please contact TexPool Participant Services

Participant Summary

	Number of Participants	Balance
School District	127	\$2,479,026,441.91
Higher Education	19	\$651,815,606.33
Healthcare	17	\$365,302,029.82
Utility District	47	\$341,550,928.65
City	86	\$2,030,940,273.70
County	43	\$540,425,621.52
Other	89	\$1,641,299,489.50



TEXPOOL *Prime*

Daily Summary

Date	Money Mkt. Fund Equiv. (SEC Std.)	Dividend Factor	TexPool <i>Prime</i> Invested Balance	NAV	WAM Days	WAL Days
7/1	0.4745%	0.000012999	\$7,389,425,719.35	1.00068	51	57
7/2	0.4777%	0.000013089	\$7,340,243,903.59	1.00064	53	59
7/3	0.4777%	0.000013089	\$7,340,243,903.59	1.00064	53	59
7/4	0.4777%	0.000013089	\$7,340,243,903.59	1.00064	53	59
7/5	0.4777%	0.000013089	\$7,340,243,903.59	1.00064	53	59
7/6	0.4587%	0.000012567	\$7,363,868,869.90	1.00063	49	56
7/7	0.4611%	0.000012634	\$7,363,202,282.11	1.00063	49	55
7/8	0.4499%	0.000012327	\$7,332,147,163.04	1.00061	51	57
7/9	0.4345%	0.000011904	\$7,417,059,103.50	1.00060	50	56
7/10	0.4361%	0.000011948	\$7,415,166,154.79	1.00057	49	56
7/11	0.4361%	0.000011948	\$7,415,166,154.79	1.00057	49	56
7/12	0.4361%	0.000011948	\$7,415,166,154.79	1.00057	49	56
7/13	0.4007%	0.000010978	\$7,479,902,150.06	1.00056	47	53
7/14	0.4086%	0.000011195	\$7,462,240,614.63	1.00055	48	54
7/15	0.4083%	0.000011185	\$7,546,952,322.26	1.00054	49	55
7/16	0.3980%	0.000010904	\$7,532,245,545.63	1.00054	49	55
7/17	0.3997%	0.000010952	\$7,529,076,971.66	1.00052	49	54
7/18	0.3997%	0.000010952	\$7,529,076,971.66	1.00052	49	54
7/19	0.3997%	0.000010952	\$7,529,076,971.66	1.00052	49	54
7/20	0.3992%	0.000010938	\$7,535,168,053.78	1.00051	46	52
7/21	0.4054%	0.000011108	\$7,561,272,713.27	1.00050	46	52
7/22	0.3921%	0.000010742	\$7,547,207,247.20	1.00050	46	51
7/23	0.3914%	0.000010722	\$7,537,716,395.99	1.00049	48	53
7/24	0.3834%	0.000010504	\$7,600,324,338.92	1.00046	47	52
7/25	0.3834%	0.000010504	\$7,600,324,338.92	1.00046	47	52
7/26	0.3834%	0.000010504	\$7,600,324,338.92	1.00046	47	52
7/27	0.3823%	0.000010474	\$7,658,499,688.31	1.00046	46	51
7/28	0.3797%	0.000010403	\$7,722,262,214.15	1.00045	46	51
7/29	0.3781%	0.000010358	\$7,683,463,008.41	1.00046	49	71
7/30	0.3837%	0.000010511	\$7,650,537,932.58	1.00046	49	54
7/31	0.3818%	0.000010461	\$7,618,619,482.39	1.00046	50	55
Average:	0.4179%	0.000011451	\$7,496,660,274.74	1.00054	49	55



TEXPOOL *Prime*

Daily Summary

Date	Money Mkt. Fund Equiv. (SEC Std.)	Dividend Factor	TexPool <i>Prime</i> Invested Balance	NAV	WAM Days	WAL Days
8/1	0.3818%	0.000010461	\$7,618,619,482.39	1.00046	50	55
8/2	0.3818%	0.000010461	\$7,618,619,482.39	1.00046	50	55
8/3	0.3780%	0.000010356	\$7,615,583,661.90	1.00044	50	54
8/4	0.3675%	0.000010068	\$7,632,935,956.62	1.00044	50	54
8/5	0.3624%	0.000009929	\$7,633,406,436.43	1.00044	49	53
8/6	0.3581%	0.000009810	\$7,626,401,898.11	1.00044	50	54
8/7	0.3572%	0.000009787	\$7,594,900,474.87	1.00042	50	53
8/8	0.3572%	0.000009787	\$7,594,900,474.87	1.00042	50	53
8/9	0.3572%	0.000009787	\$7,594,900,474.87	1.00042	50	53
8/10	0.3511%	0.000009619	\$7,683,944,142.62	1.00041	48	52
8/11	0.3536%	0.000009688	\$7,514,158,336.08	1.00042	48	52
8/12	0.3580%	0.000009809	\$7,438,686,377.12	1.00042	49	52
8/13	0.3478%	0.000009528	\$7,379,464,510.92	1.00041	48	52
8/14	0.3466%	0.000009497	\$7,355,428,691.01	1.00039	48	52
8/15	0.3466%	0.000009497	\$7,355,428,691.01	1.00039	48	52
8/16	0.3466%	0.000009497	\$7,355,428,691.01	1.00039	48	52
8/17	0.3434%	0.000009407	\$7,395,810,051.48	1.00039	46	49
8/18	0.3442%	0.000009429	\$7,341,837,805.15	1.00039	48	51
8/19	0.3452%	0.000009458	\$7,356,116,392.13	1.00039	48	52
8/20	0.3436%	0.000009414	\$7,350,992,309.26	1.00038	54	58
8/21	0.3433%	0.000009405	\$7,350,330,569.19	1.00036	54	57
8/22	0.3433%	0.000009405	\$7,350,330,569.19	1.00036	54	57
8/23	0.3433%	0.000009405	\$7,350,330,569.19	1.00036	54	57
8/24	0.3157%	0.000008650	\$7,314,838,658.61	1.00037	52	56
8/25	0.3081%	0.000008441	\$7,524,269,526.04	1.00036	52	55
8/26	0.2982%	0.000008171	\$7,538,610,937.52	1.00035	51	54
8/27	0.2952%	0.000008089	\$7,643,468,734.46	1.00035	50	53
8/28	0.2955%	0.000008095	\$7,631,026,772.07	1.00033	50	53
8/29	0.2955%	0.000008095	\$7,631,026,772.07	1.00033	50	71
8/30	0.2955%	0.000008095	\$7,631,026,772.07	1.00033	50	53
8/31	0.2915%	0.000007985	\$7,713,523,489.51	1.00033	53	56
Average:	0.3404%	0.000009327	\$7,507,624,119.68	1.00039	50	54



TEXPOOL *Prime*

Daily Summary

Date	Money Mkt. Fund Equiv. (SEC Std.)	Dividend Factor	TexPool <i>Prime</i> Invested Balance	NAV	WAM Days	WAL Days
9/1	0.2893%	0.000007927	\$7,746,741,756.46	1.00033	53	55
9/2	0.2914%	0.000007983	\$7,712,815,485.93	1.00032	52	55
9/3	0.2915%	0.000007985	\$7,720,936,149.98	1.00031	53	57
9/4	0.2857%	0.000007827	\$7,741,808,036.69	1.00028	54	57
9/5	0.2857%	0.000007827	\$7,741,808,036.69	1.00028	54	57
9/6	0.2857%	0.000007827	\$7,741,808,036.69	1.00028	54	57
9/7	0.2857%	0.000007827	\$7,741,808,036.69	1.00028	54	57
9/8	0.2693%	0.000007379	\$7,757,225,201.18	1.00028	51	54
9/9	0.2673%	0.000007322	\$7,730,847,765.76	1.00028	53	56
9/10	0.2627%	0.000007198	\$7,943,057,758.01	1.00027	53	55
9/11	0.2539%	0.000006957	\$7,856,551,663.08	1.00025	54	57
9/12	0.2539%	0.000006957	\$7,856,551,663.08	1.00025	54	57
9/13	0.2539%	0.000006957	\$7,856,551,663.08	1.00025	54	57
9/14	0.2535%	0.000006946	\$7,888,962,336.95	1.00025	52	55
9/15	0.2528%	0.000006926	\$7,863,359,237.79	1.00025	53	55
9/16	0.2529%	0.000006929	\$7,783,006,153.09	1.00025	52	55
9/17	0.2553%	0.000006994	\$7,766,263,630.00	1.00026	53	56
9/18	0.2534%	0.000006942	\$7,735,896,143.49	1.00024	53	56
9/19	0.2534%	0.000006942	\$7,735,896,143.49	1.00024	53	56
9/20	0.2534%	0.000006942	\$7,735,896,143.49	1.00024	53	56
9/21	0.2559%	0.000007011	\$7,690,660,700.07	1.00024	52	55
9/22	0.2536%	0.000006947	\$7,654,521,943.60	1.00024	51	54
9/23	0.2547%	0.000006978	\$7,655,313,823.11	1.00023	53	56
9/24	0.2514%	0.000006889	\$7,674,117,716.51	1.00023	53	55
9/25	0.2536%	0.000006948	\$7,793,595,262.13	1.00021	52	58
9/26	0.2536%	0.000006948	\$7,793,595,262.13	1.00021	52	58
9/27	0.2536%	0.000006948	\$7,793,595,262.13	1.00021	52	58
9/28	0.2530%	0.000006931	\$7,866,848,189.05	1.00021	50	56
9/29	0.2394%	0.000006558	\$7,974,196,556.49	1.00020	49	55
9/30	0.2386%	0.000006537	\$8,050,365,166.84	1.00020	49	55
Average:	0.2619%	0.000007176	\$7,786,820,030.79	1.00025	53	56



Fourth Quarter 2020
Potter County

Texas Class Investment Accounts

TEXAS CLASS SUMMARY		JULY THROUGH SEPTEMBER 30, 2020									
Texas Local Government Investment Pool	Month	Beginning Balance	Total Deposits	Total Withdrawals	Month To Date Interest	Year To Date Interest	Average Daily Balance	Month End Balance	Average Monthly Yield		
General Account	JULY	\$ 7,031,122.65			\$ 2,708.20	\$ 89,662.38	\$ 7,032,835.74	\$ 7,033,830.85	0.45%		
	AUG	\$ 7,033,830.85	\$ -	\$ -	\$ 1,898.49	\$ 91,560.87	\$ 7,034,868.45	\$ 7,035,729.34	0.32%		
	SEPT	\$ 7,035,729.34	\$ -	\$ -	\$ 1,447.31	\$ 93,008.18	\$ 7,036,520.18	\$ 7,037,176.65	0.25%		
Insurance Fund	JULY	\$ 900.92	\$ -	\$ -	\$ 0.32	\$ 5.88	\$ 901.09	\$ 901.24	0.45%		
	AUG	\$ 901.24	\$ -	\$ -	\$ 0.27	\$ 6.15	\$ 901.39	\$ 901.51	0.32%		
	SEPT	\$ 901.51	\$ -	\$ -	\$ 0.26	\$ 6.41	\$ 901.65	\$ 901.77	0.25%		
District Court Const.	JULY	\$ 51,494,459.24	\$ -	\$ -	\$ 19,894.18	\$ 347,872.46	\$ 51,505,540.73	\$ 51,514,293.42	0.45%		
	AUG	\$ 51,514,293.42	\$ -	\$ -	\$ 13,904.13	\$ 361,776.59	\$ 51,522,003,904.00	\$ 51,528,197.55	0.32%		
	SEPT	\$ 51,528,197.55	\$ -	\$ -	\$ 10,599.75	\$ 372,376.34	\$ 51,533,889.47	\$ 51,538,797.30	0.25%		
Capital Projects	JULY	\$ 5,302,520.77	\$ -	\$ -	\$ 2,042.38	\$ 35,055.33	\$ 5,303,661.86	\$ 5,304,563.15	0.45%		
	AUG	\$ 5,304,563.15	\$ -	\$ -	\$ 1,431.76	\$ 36,487.09	\$ 5,305,360.75	\$ 5,305,994.91	0.32%		
	SEPT	\$ 5,305,994.91	\$ -	\$ -	\$ 1,091.48	\$ 37,578.57	\$ 5,306,591.31	\$ 5,307,086.39	0.25%		



Daily Rates

July 2020

TXCLASS

Date	Dividend Rate	Daily Yield
01-Jul-20	0.000014893	0.55%
02-Jul-20	0.000014258	0.52%
03-Jul-20	0.000014258	0.52%
04-Jul-20	0.000014258	0.52%
05-Jul-20	0.000014258	0.52%
06-Jul-20	0.000013841	0.51%
07-Jul-20	0.000013801	0.51%
08-Jul-20	0.000013550	0.50%
09-Jul-20	0.000013199	0.48%
10-Jul-20	0.000012708	0.47%
11-Jul-20	0.000012708	0.47%
12-Jul-20	0.000012708	0.47%
13-Jul-20	0.000012670	0.46%
14-Jul-20	0.000012379	0.45%
15-Jul-20	0.000012377	0.45%
16-Jul-20	0.000012201	0.45%
17-Jul-20	0.000011859	0.43%
18-Jul-20	0.000011859	0.43%
19-Jul-20	0.000011859	0.43%
20-Jul-20	0.000011560	0.42%
21-Jul-20	0.000011471	0.42%
22-Jul-20	0.000011395	0.42%
23-Jul-20	0.000011362	0.42%
24-Jul-20	0.000011409	0.42%
25-Jul-20	0.000011409	0.42%
26-Jul-20	0.000011409	0.42%
27-Jul-20	0.000011283	0.41%
28-Jul-20	0.000011265	0.41%
29-Jul-20	0.000011081	0.41%
30-Jul-20	0.000011009	0.40%
31-Jul-20	0.000010805	0.40%



Daily Rates

August 2020

TXCLASS

Date	Dividend Rate	Daily Yield
01-Aug-20	0.000010805	0.40%
02-Aug-20	0.000010805	0.40%
03-Aug-20	0.000010039	0.37%
04-Aug-20	0.000009827	0.36%
05-Aug-20	0.000009518	0.35%
06-Aug-20	0.000009429	0.35%
07-Aug-20	0.000009158	0.34%
08-Aug-20	0.000009158	0.34%
09-Aug-20	0.000009158	0.34%
10-Aug-20	0.000009084	0.33%
11-Aug-20	0.000008883	0.33%
12-Aug-20	0.000008941	0.33%
13-Aug-20	0.000009002	0.33%
14-Aug-20	0.000008654	0.32%
15-Aug-20	0.000008654	0.32%
16-Aug-20	0.000008654	0.32%
17-Aug-20	0.000008686	0.32%
18-Aug-20	0.000008680	0.32%
19-Aug-20	0.000008672	0.32%
20-Aug-20	0.000008336	0.31%
21-Aug-20	0.000008063	0.30%
22-Aug-20	0.000008063	0.30%
23-Aug-20	0.000008063	0.30%
24-Aug-20	0.000007807	0.29%
25-Aug-20	0.000007828	0.29%
26-Aug-20	0.000007790	0.29%
27-Aug-20	0.000007662	0.28%
28-Aug-20	0.000007625	0.28%
29-Aug-20	0.000007625	0.28%
30-Aug-20	0.000007625	0.28%
31-Aug-20	0.000007582	0.28%

Texas CLASS

Texas CLASS

Date	Dividend Rate	Daily Yield
09/01/2020	0.00007324	0.2681%
09/02/2020	0.00007265	0.2659%
09/03/2020	0.00007313	0.2677%
09/04/2020	0.000028973	0.2651%
09/05/2020	0.00000000	0.2651%
09/06/2020	0.00000000	0.2651%
09/07/2020	0.00000000	0.2651%
09/08/2020	0.00007243	0.2651%
09/09/2020	0.000006970	0.2551%
09/10/2020	0.000006970	0.2551%
09/11/2020	0.000020910	0.2551%
09/12/2020	0.00000000	0.2551%
09/13/2020	0.00000000	0.2551%
09/14/2020	0.000006784	0.2483%
09/15/2020	0.000006848	0.2506%
09/16/2020	0.000006820	0.2496%
09/17/2020	0.000006857	0.2510%
09/18/2020	0.000020337	0.2481%
09/19/2020	0.00000000	0.2481%
09/20/2020	0.00000000	0.2481%
09/21/2020	0.000006697	0.2451%
09/22/2020	0.000006697	0.2451%
09/23/2020	0.000006527	0.2389%
09/24/2020	0.000006580	0.2408%
09/25/2020	0.000019770	0.2412%
09/26/2020	0.00000000	0.2412%
09/27/2020	0.00000000	0.2412%
09/28/2020	0.000006609	0.2419%
09/29/2020	0.000006216	0.2275%
09/30/2020	0.000005979	0.2195%



Financial Northeastern Securities, Inc.
 100 Passaic Avenue
 Fairfield, New Jersey 07004
 800-FNC-4141 or 973-882-9337

Brokerage Account Statement

September 1, 2020 - September 30, 2020
 Account Number: QRT-005282


POTTER COUNTY
 ATTN LEANN JENNINGS
 900 S POLK ST STE 716
 AMARILLO TX 79101-3412

Portfolio at a Glance

	This Period
BEGINNING ACCOUNT VALUE	\$5,036,431.12
Dividends, Interest and Other Income	16,282.96
Net Change in Portfolio¹	-2,905.69
ENDING ACCOUNT VALUE	\$5,049,808.39
Estimated Annual Income	\$28,897.04

¹ Net Change in Portfolio is the difference between the ending account value and beginning account value after activity.

Asset Summary



Please review your allocation periodically with your Account Executive.

Client Service Information

Your Account Executive: 075
 SAMUEL VAUGHAN

22

Your Account Information

TAX LOT DEFAULT DISPOSITION METHOD

Default Method for Mutual Funds: First In First Out
 Default Method for Stocks in a Dividend Reinvestment Plan: First In First Out
 Default Method for all Other Securities: First In First Out

BOND AMORTIZATION ELECTIONS

Amortize premium on taxable bonds based on Constant Yield Method: Yes
 Accrual market discount method for all other bond types: Constant Yield Method
 Include market discount in income annually: No

ELECTRONIC DELIVERY

Your electronic delivery selections for account communications are listed below:

Electronic Delivery

Enrollment Communication

- Statements and Reports
- Trade Confirmations
- Tax Documents
- Notifications
- Prospectus*
- Proxy/Shareholder Communications*

Please log in to your account or contact your Account Executive to make any changes to your electronic delivery preferences.

E-mail notifications are delivered to the following e-mail address(es):

b#####@co.potter.tx.us
 l#####@co.potter.tx.us

*b#####@co.potter.tx.us is on file for these documents
 The above e-mail address is partially masked for your security.
 Please log in to your account to review the full e-mail address.

Income and Expense Summary

	Current Period		Year-to-Date	
	Taxable	Non Taxable	Taxable	Non Taxable
Dividend Income				
Money Market	57.49	0.00	450.54	0.00
Interest Income				
Other Interest	16,225.47	0.00	39,801.71	0.00
Total Income	\$16,282.96	\$0.00	\$40,252.25	\$0.00

Activity Summary (All amounts shown are in base currency)

	Net This Period		Credits Year-to-Date		Debits Year-to-Date		Net Year-to-Date	
	Credits This Period	Debits This Period	Credits Year-to-Date	Debits Year-to-Date	Debits Year-to-Date	Net Year-to-Date		
Securities								
Securities Bought	0.00	0.00	0.00	-1,256,000.00	-1,256,000.00	-1,256,000.00		
Total Securities	\$0.00	\$0.00	\$0.00	-\$1,256,000.00	-\$1,256,000.00	-\$1,256,000.00		
Dividends and Interest								
Distributions	\$16,282.96	\$0.00	\$40,252.25	\$0.00	\$0.00	\$40,252.25		
	\$1,250,000.00	\$0.00	\$3,998,000.00	\$0.00	\$0.00	\$3,998,000.00		

23



Financial Northeastern Securities, Inc.
 100 Passaic Avenue
 Fairfield, New Jersey 07604
 800-FNC-4141 or 973-882-9337

Financial Northeastern Companies

September 1, 2020 - September 30, 2020
 POTTER COUNTY

Activity Summary (Continued)

	Credits This Period	Debits This Period	Net This Period	Credits Year-to-Date	Debits Year-to-Date	Net Year-to-Date
Totals	\$1,266,282.96	\$0.00	\$1,266,282.96	\$4,038,252.25	-\$1,256,000.00	\$2,782,252.25

Transactions by Type of Activity

Process/ Settlement Date	Activity Type	Description	Quantity	Price	Accrued Interest	Amount	Currency
Dividends and Interest							
09/11/20	BOND INTEREST RECEIVED	247000 MIZUHO BK USA INSTL CTF DEP 1.600% 09/11/20 B/E				2,977.53	USD
	60688MCC93	DTD 12/11/19 RD 09/10 PD 09/11/20					
09/11/20	BOND INTEREST RECEIVED	247000 TCF NATL BK SIOUX FALLS S D CTF DEP 1.600%				2,977.53	USD
	87227RLQ5	09/11/20 B/E DTD 12/11/19 RD 09/10 PD 09/11/20					
09/11/20	BOND INTEREST RECEIVED	249000 TCM BK N A TAMPA FLA CTF DEP 1.600% 12/11/20 DTD				338.37	USD
	872308DM0	12/11/19 RD 08/27 PD 09/11/20					
09/11/20	BOND INTEREST RECEIVED	246000 TEXAS CAP BK N A DALLAS TEX CTF DEP 1.700%				3,150.82	USD
	88224PLD9	09/11/20 B/E DTD 12/11/19 RD 09/10 PD 09/11/20					
09/14/20	BOND INTEREST RECEIVED	249000 C3BANK NA CARLSBAD CALIF CTF DEP 1.600%				338.37	USD
	22945RAE2	12/11/20 DTD 12/13/19 RD 08/29 PD 09/13/20					
09/14/20	BOND INTEREST RECEIVED	247000 ESSA BK & TR STROUDSBURG PA CTF DEP 1.600%				2,988.36	USD
	29667RRX3	09/14/20 B/E DTD 12/13/19 RD 09/11 PD 09/14/20					
09/18/20	BOND INTEREST RECEIVED	247000 RADIUS BK BOSTON MASS CTF DEP 1.650% 09/18/20				3,070.58	USD
	75047ABT0	B/E DTD 12/18/19 RD 09/17 PD 09/18/20					
09/21/20	BOND INTEREST RECEIVED	16000 CRESCOM BK CHARLESTON S C CTF DEP 1.600%				193.58	USD
	22586ZES6	09/21/20 B/E DTD 12/20/19 RD 09/18 PD 09/21/20					
09/23/20	BOND INTEREST RECEIVED	249000 BANK OZK LITTLE ROCK ARK CTF DEP 0.900%				190.33	USD
	06417NRU9	03/23/21 B/E DTD 03/23/20 RD 09/22 PD 09/23/20					
09/30/20	MONEY MARKET FUND	DREYFUS GOVT CASH MT				57.49	USD
	INCOME RECEIVED						
	PER99718						
Total Dividends and Interest					\$0.00	\$16,282.96	USD

24

Transactions by Type of Activity (continued)

Process/ Settlement Date	Activity Type	Description	Quantity	Price	Accrued Interest	Amount	Currency
Distributions							
09/11/20	SECURITY REDEEMED 60688MC93	MIZUHO BK USA INSTL CTF DEP 1.600% 09/11/20 B/E DTD 12/11/19 ACCOUNT REDEMPTION	-247,000.000			247,000.00	USD
09/11/20	SECURITY REDEEMED 87227RLO5	TCF NATL BK SIOUX FALLS S D CTF DEP 1.600% 09/11/20 B/E DTD 12/11/19 ACCOUNT REDEMPTION	-247,000.000			247,000.00	USD
09/11/20	SECURITY REDEEMED 88224PLD9	TEXAS CAP BK N A DALLAS TEX CTF DEP 1.700% 09/11/20 B/E DTD 12/11/19 ACCOUNT REDEMPTION	-246,000.000			246,000.00	USD
09/14/20	SECURITY REDEEMED 29667RRX3	ESSA BK & TR STROUDSBURG PA CTF DEP 1.600% 09/14/20 B/E DTD 12/13/19 ACCOUNT REDEMPTION	-247,000.000			247,000.00	USD
09/18/20	SECURITY REDEEMED 75047ABT0	RADIUS BK BOSTON MASS CTF DEP 1.650% 09/18/20 B/E DTD 12/18/19 ACCOUNT REDEMPTION	-247,000.000			247,000.00	USD
09/21/20	SECURITY REDEEMED 225862ES6	CRESCOM BK CHARLESTON S C CTF DEP 1.600% 09/21/20 B/E DTD 12/20/19 ACCOUNT REDEMPTION	-16,000.000			16,000.00	USD
Total Distributions							
				\$0.00	\$0.00	\$1,250,000.00	USD
Total Value of Transactions				\$0.00	\$0.00	\$1,266,282.96	USD

The price and quantity displayed may have been rounded.

Portfolio Holdings

Description	Quantity	Opening Balance	Closing Balance	Accrued Income	Income This Year	30-Day Yield
CASH, MONEY FUNDS AND BANK DEPOSITS 55.00% of Portfolio						
Money Market						
DREYFUS GOVT CASH MT INSTL SH	2,783,032.890	1,516,749.93	2,783,032.89	0.00	450.54	0.03%
Total Money Market		\$1,516,749.93	\$2,783,032.89	\$0.00	\$450.54	
TOTAL CASH, MONEY FUNDS AND BANK DEPOSITS						
		\$1,516,749.93	\$2,783,032.89	\$0.00	\$450.54	
Certificates of Deposit						
FIXED INCOME 45.00% of Portfolio (In Maturity Date Sequence)						
Certificates of Deposit						
NEW YORK CMNTY BK WESTBURY NEW YORK CTF DEP 1.650% 12/10/20 DTD 12/11/19 ACT/365	246,000.000	100.3140	246,772.44	3,269.44	4,059.00	1.64%
Security Identifier: 6494471H2						
BANK BARODA NEW YORK BRH CTF DEP 1.650% 12/11/20 DTD 12/13/19 ACT/365 IST CPN DTE 12/11/20	246,000.000	100.3190	246,784.74	3,247.20	4,059.00	1.64%
Security Identifier: 06063HJH7						



Financial Northeastern Securities, Inc.
100 Passaic Avenue
Fairfield, New Jersey 07004
800-FNC-4141 or 973-882-9337

Financial Northeastern Companies

September 1, 2020 - September 30, 2020
POTTER COUNTY

Portfolio Holdings (continued)

Description	Quantity	Market Price	Market Value	Accrued Interest	Estimated Annual Income	Estimated Yield
FIXED INCOME (continued)						
Certificates of Deposit (continued)						
C3BANK NA CARLSBAD CALIF CTF DEP 1.600% 12/11/20 DTD 12/13/19	249,000.000	100.3040	249,756.96	185.56	3,984.00	1.59%
ACT/365 1ST CPN DTE 01/13/20						
Security Identifier: 22945RAE2						
MERIDIAN BK PAOLI PA CTF DEP 1.600% 12/11/20 DTD 12/13/19	12,000.000	100.3090	12,037.08	153.60	192.00	1.59%
ACT/365 1ST CPN DTE 12/11/20						
Security Identifier: 58958PG01						
TCM BK N A TAMPA FLA CTF DEP 1.600% 12/11/20 DTD 12/11/19	249,000.000	100.3040	249,756.96	207.39	3,984.00	1.59%
ACT/365 1ST CPN DTE 01/11/20						
Security Identifier: 872308DM0						
BANK OZK LITTLE ROCK ARK CTF DEP 0.900% 03/23/21 B/E DTD	249,000.000	100.3990	249,993.51	42.98	2,241.00	0.89%
03/23/20 ACT/365 1ST CPN DTE 04/23/20						
Security Identifier: 06417NRU9						
BMW BK NORTH AMER SALT LAKE CITY UTAH CTF DEP ACT/365	247,000.000	100.4060	248,002.82	1,151.09	2,223.00	0.89%
0.900% 03/25/21 B/E DTD 03/25/20 ACT/365						
Security Identifier: 05580AVM3						
GOLDMAN SACHS BK USA NEW YORK CTF DEP 0.900% 03/25/21 B/E	19,000.000	100.4060	19,077.14	88.55	171.00	0.89%
DTD 03/25/20 ACT/365 1ST CPN DTE 03/25/21						
Security Identifier: 38149MSJ3						
CADENCE BK N A BIRMINGHAM AL CTF DEP 0.900% 03/26/21 B/E	247,000.000	100.4080	248,007.76	1,138.91	2,223.00	0.89%
DTD 03/27/20 ACT/365						
Security Identifier: 12738RFW9						
PINNACLE BK NASHVILLE TENN CTF DEP 0.950% 03/26/21 B/E DTD	247,000.000	100.4330	248,069.51	1,202.18	2,346.50	0.94%
03/27/20 ACT/365						
Security Identifier: 72345SKE0						
INVESTORS BK SHORT HILLS NJ CTF DEP 1.200% 04/14/21 B/E DTD	247,000.000	100.6140	248,516.58	1,372.37	2,964.00	1.19%
04/14/20 ACT/365 1ST CPN DTE 04/14/21						
Security Identifier: 46176PNC5						
Total Certificates of Deposit	2,258,000.000		\$2,266,775.50	\$12,059.27	\$28,446.50	
TOTAL FIXED INCOME	2,258,000.000		\$2,266,775.50	\$12,059.27	\$28,446.50	
Total Portfolio Holdings			Market Value	Accrued Interest	Estimated Annual Income	
			\$5,049,808.39	\$12,059.27	\$28,897.04	

26

Money Market Fund Detail

Date	Activity Type	Description	Amount	Balance
Sweep Money Market Fund				
DREYFUS GOVT CASH MT INSTL SH				
Current Yield: 0.03% Activity Ending: 09/30/20				
09/01/20	Opening Balance			
09/14/20	Deposit	MONEY FUND PURCHASE	1,516,749.93	1,516,749.93
09/15/20	Deposit	MONEY FUND PURCHASE	749,444.25	2,266,194.18
09/21/20	Deposit	MONEY FUND PURCHASE	250,326.73	2,516,520.91
09/22/20	Deposit	MONEY FUND PURCHASE	250,070.58	2,766,591.49
09/24/20	Deposit	MONEY FUND PURCHASE	16,193.58	2,782,785.07
09/30/20	Deposit	MONEY FUND PURCHASE	190.33	2,782,975.40
09/30/20	Closing Balance	INCOME REINVEST	57.49	2,783,032.89
Total All Money Market Funds				\$2,783,032.89

Cash Not Yet Received

Security	Record Date	Payable Date	Quantity Held	Rate	Dividend Option	Amount of Payment
C3BANK NA CARLSBAD CALIF CTF DEP 1.600% 12/11/20	09/28/20	10/13/20	249,000.000	0.001315	Cash	327.45
TOMBK N A TAMPA FLA CTF DEP 1.600% 12/11/20	09/26/20	10/11/20	249,000.000	0.001315	Cash	327.45
Total Cash Not Yet Received						\$654.90

Assets shown here are not reflected in your account. This information has been received from sources we believe to be reliable. Pershing does not guarantee the accuracy of the information.

Important Information and Disclosures

The Role of Pershing

- Pershing carries your account as clearing broker pursuant to a clearing agreement with your financial institution. Pershing may accept from your financial institution without inquiry or investigation (i) orders for the purchase and sale of securities and other property and (ii) any other instructions concerning your account. Pershing is not responsible or liable for any acts or omissions of your financial institution or its employees and it does not supervise them. Pershing provides no investment advice nor does it assess the suitability of any transaction or order. Pershing acts as the agent of your financial institution and you agree that you will not hold Pershing or any person controlling or under common control with it liable for any investment losses incurred by you.
- Pershing performs several key functions at the direction of your financial institution. It acts as custodian for funds and securities you may deposit with it directly or through your financial institution or that it receives as the result of securities transactions it processes.
- Your financial institution is responsible for adherence to the securities laws, regulations and rules which apply to it regarding its own operations and the supervision of your account, its sales representatives and other personnel. Your financial institution is also responsible for approving the opening of accounts and obtaining account documents; the acceptance and, in certain instances, execution of securities orders; the assessment of the suitability of those transactions, where applicable; the rendering of investment advice, if any, to you and in general, for the ongoing relationship that it has with you.
- Inquiries concerning the positions and balances in your account may be directed to the Pershing Customer Service Department at (201) 413-3333. All other inquiries regarding



WAM in Years	WAM in Months	WAY
0.361	4.3	1.26%

prepared for Potter County

as of
9/30/2020

INSTITUTION	Price	Amount	Coupon	Settle Date	Maturity Date	Earned Interest	Unearned Interest	Total Interest if HTM
NEW YORK CMNTY BK WESTBURY NEW YORK C	100	246,000.00	1.65	12/11/2019	12/10/2020	\$ 3,269.44	\$ 789.56	\$ 4,059.00
BANK BARODA NEW YORK BRH CTF DEP 1.650%	100	246,000.00	1.65	12/13/2019	12/11/2020	\$ 3,247.20	\$ 800.68	\$ 4,047.88
C3BANK NA CARLSBAD CALIF CTF DEP 1.600% 1	100	249,000.00	1.6	12/13/2019	12/11/2020	\$ 3,187.20	\$ 785.88	\$ 3,973.08
MERIDIAN BK PAOLI PA CTF DEP 1.600% 12/11/20	100	12,000.00	1.6	12/13/2019	12/11/2020	\$ 153.60	\$ 37.87	\$ 191.47
TCM BK N A TAMPA FLA CTF DEP 1.600% 12/11/20	100	249,000.00	1.6	12/11/2019	12/11/2020	\$ 3,209.03	\$ 785.88	\$ 3,994.91
BANK OZK LITTLE ROCK ARK CTF DEP 0.900% 03	100	249,000.00	0.9	3/23/2020	3/23/2021	\$ 1,172.69	\$ 1,068.31	\$ 2,241.00
BMW BK NORTH AMER SALT LAKE CITY UTAH CT	100	247,000.00	0.9	3/25/2020	3/25/2021	\$ 1,151.09	\$ 1,071.91	\$ 2,223.00
GOLDMAN SACHS BK USA NEW YORK CTF DEP 1	100	19,000.00	0.9	3/25/2020	3/25/2021	\$ 88.55	\$ 82.45	\$ 171.00
CADENCE BK N A BIRMINGHAM AL CTF DEP 0.90	100	247,000.00	0.9	3/27/2020	3/26/2021	\$ 1,138.91	\$ 1,078.00	\$ 2,216.91
PINNACLE BK NASHVILLE TENN CTF DEP 0.950%	100	247,000.00	0.95	3/27/2020	3/26/2021	\$ 1,202.18	\$ 1,137.89	\$ 2,340.07
INVESTORS BK SHORT HILLS NJ CTF DEP 1.200%	100	247,000.00	1.2	4/14/2020	4/14/2021	\$ 1,372.37	\$ 1,591.63	\$ 2,964.00
		\$2,258,000				\$ 19,192.26	\$ 9,230.06	\$ 28,422.32

WAM in Years	WAM in Months	WAY
0.361	4.3	1.26%

If any of these securities are callable, we have chosen to use the final maturity date. Although all information has been obtained from sources which Financial Northeastern Corporation and Financial Northeastern Securities believe to be reliable we do not guarantee its accuracy or completeness. All prices, yields, and availability are subject to change without notice. Securities offered through Financial Northeastern Securities, Inc.

Financial Northeastern Corporation
 FNC Insurance Services, Inc.
 Financial Northeastern Securities, Inc.
 Member FINRA, SIPC
 Companies Related By Common Ownership
 www.financialnortheastern.com

100 Passaic Avenue • Second Floor • Fairfield, NJ 07004 • 800-362-9876 • Fax: 973-882-8845
 485 Metro Place South • Suit 465 • Dublin, OH 43017 • 877-889-1095 • Fax: 614-789-1677
 8717 Ken Aaron Court • Austin, TX 78717 • 800-362-9876 • Fax: 886-328.3560